

Smart Panels

SMART PANELS	
Fit Guide	118
Thule Windscreen	119
Thule Sun Blocker G2 - Side Panel	120
Thule Rain Blocker G2 - Side Panel	121
Thule View Blocker G2 - Side Panel	123
Thule Sun Blocker G2 - Front Panel	124
Thule Rain Blocker G2 - Front Panel	125
Thule View Blocker - Front Panel	128
Thule Rain Blocker G2 - Pack Compact Van	129
Thule Luxury Blocker Bag	130
Thule Subsola	131

Smart Panels - Fit Guide

KEY INFORMATION

1 Select your vehicle type



Motorhome



Caravan



Van



Compact van

2 Select your awning type (check the label in the awning box)

Wall-mounted awning

- TO 5200
- TO 8000
- TO 4900
- TO 5102
- T 3200
- T 4200
- TO 2000
- TO 5003
- TO 5002
- Thule Sidehill
- Tristor / TristorII
- V10XL

Roof-mounted awning

- TO 9200
- TO 6300
- TO 6200
- TO 6900

Rail-mounted awning

- TO 1200

3 Select your awning length (check the label in the awning box)

- 1.90 m
- 2.30 m
- 2.50 m
- 2.60 m
- 2.70 m
- 2.70 m
- 2.70 m
- 2.70 m
- 3.00 m
- 3.15 m
- 3.25 m
- 3.50 m
- 3.75 m
- 4.00 m
- 4.25 m
- 4.50 m
- 5.00 m
- 5.50 m
- 6.00 m

4 Select your awning projection

- 2.00 m
- 2.50 m
- 2.75 m
- 3.00 m

5 Measure your mounting height

Mounting height = distance between bottom of awning cassette and ground:

	Mounting Height	Model
<input type="radio"/>	2.15 - 2.29 m	S
<input type="radio"/>	2.30 - 2.44 m	M
<input type="radio"/>	2.45 - 2.59 m	L
<input type="radio"/>	2.60 - 2.74 m	XL
<input type="radio"/>	2.75 - 2.89 m	XXL
<input type="radio"/>	2.90 - 3.10 m	3XL

Thule Windscreen

INFO

- Height 1.55 m
- Fabric height 1.38 m
- Length Up to 3.00 m extension
- Weight 4.50 kg
- Colour Grey (transparent screen)

FEATURES

- Protection against wind as well as an easy way to create privacy
- Micro-aired to avoid the wind from pushing too much the fabric
- Quick & easy to install thanks to its automatic roll in/out system
- Can be fixed to the vehicle via wall fixation or into the caravan rail via the rope fixation
- Unroll it and connect it to the awning support leg or make it free standing using the delivered strap kit
- Storage bag included
- Content:
 - windscreen
 - rope fixation (caravan)
 - 2x wall fixation (motorhome)
 - adapter
 - guy-ropes
 - 4 pegs
 - storage bag



Instruction manual

306456	Thule Windscreen
--------	------------------


- Rope fixation (caravan)
- Wall fixation
- Storage bag



Thule Sun Blocker G2 - Side

INFO

- Mounting height (A) 1.90 m - 2.64 m
- Projection (B) 2.00 m, 2.50 m, 2.75 m, 3.00 m
- Colours Black, grey (transparent screen)
- Available for Thule (Omnistor) awnings:
 - 5200, 8000, 4900, 200, 5102, 3200, 9200, 6300, 1200*
 - 4900, 6200, 5003
 - 5002, 6900, Tristor, TristorII, V10XL by adding spare parts
- *Special model for Thule Omnistor 1200
- Not compatible with Master Movano adapter (ref. 308059)



FEATURES

- Lets the breeze in while keeping the sun out, without loss of view
- Easy and quick installation:
 - the side panel slides into an aluminium rafter with channel, installed between the awning's cassette and lead rail
- Modular system:
 - combination of a panel with the Thule QuickFit tent possible (only in case of same mounting height)
 - side panel can be installed on both sides of the awning with the same rafter
- Durable material:
 - aluminium rafter
 - micro-aired screen fabric, a transparent and light screen fabric
- Content:
 - 1 side panel
 - 1 aluminium rafter with channel
 - connection pieces for Thule Omnistor awnings for both sides of the awning
 - ground fixation: pegs and ropes



User instruction

MODULARITY



AWNING	PROJECTION (B)	MOUNTING HEIGHT (A)		H	WEIGHT	SKU NO
5200 • 4900 • 5102 • 6300 • 6200 • 5003 • 5002 • 4200	2.00 m	1.90 m - 2.24 m	Small	21 cm	2.7 kg	307399F
3200	2.50 m	1.90 m - 2.24 m	Small	21 cm	3.5 kg	301338F
5200 • 4900 • 6300 • 6200 • 5003 • 5002 • 4200		2.25 m - 2.44 m	Medium	23 cm	3.6 kg	307278F
		2.45 m - 2.64 m	Large	43 cm	3.6 kg	307279F
1200		2.25 m - 2.49 m	TO 1200	48 cm	3.8 kg	307398F
8000 • 6900	2.75 m	2.25 m - 2.44 m	Medium	23 cm	4 kg	307280F
		2.45 m - 2.64 m	Large	43 cm	4 kg	307281F
9200	3.00 m	2.25 m - 2.44 m	Medium	23 cm	4.4 kg	307282F
		2.45 m - 2.64 m	Large	43 cm	4.4 kg	307283F

Thule Rain Blocker G2 - Side

INFO

- Mounting height (A) 1.80 m - 3.04 m
- Projection (B) 2.00 m, 2.50 m, 2.75 m, 3.00 m
- Colours Black, white, grey
- Available for Thule (Omnistor) awnings:
 - 5200, 8000, 4200, 5102, 3200, 9200, 6300, 1200
 - 4900, 5003, 6200
 - 5002, 6900, Tristor, TristorII, V10XL by adding spare parts
 - Special model for TO 1200, Ducato H2: can be combined with a Thule Rain Blocker G2 Front Panel
 - Not compatible with Master Movano adapter (ref. 308059)



A = Distance between bottom of awning's cassette and ground
 B = Approximate length of the awning when opened
 H = Awning incline

FEATURES

- Protects against wind and rain while keeping the incidence of light thanks to the large window
- Easy and quick installation:
 - the side panel slides into an aluminium rafter with channel, installed between the awning's cassette and lead rail
 - can easily be attached to the support leg of the awning or to another Thule Rain Blocker G2 panel thanks to the smart connections
- Modular system:
 - various possibilities to combine the different panels
 - side panels can be installed on both sides of the awning with the same rafter
- Durable materials:
 - aluminium rafter
 - top-quality PVC fabric with welded connections of the fabric
- Content:
 - 1 side panel
 - 1 aluminium rafter with channel
 - connection pieces for Thule Omnistor awnings for both sides of the awning
 - smart connections to connect the panel with the awning support leg
 - ground fixation: pegs and pins



Instruction manual



Compact van

- VW California T5/T6 > 2003
- PSA Compact van > 2016



Van

- Fiat Ducato > 2006
- Peugeot Boxer > 2006
- Citroën Jumper > 2006
- VW Crafter > 2017
- Ford Transit H3

INSTALLATION



MODULARITY



AWNING	PROJECTION (B)	MOUNTING HEIGHT (A)		H	WEIGHT	SKU NO
5200 • 4900 • 5102 • 4200	2.00 m	1.80 m - 1.99 m	Compact van	21 cm	4 kg	306515
5200 • 4900 • 6300 • 6200 • 5003 • 5002 • 4200		2.05 m - 2.24 m	Small*	23 cm	4 kg	307400
Caravan (1200)		2.35 m - 2.54 m	Caravan / TO 1200 V2*	32 cm	4 kg	310204
3200	2.50 m	1.80 m - 1.99 m	Compact van	27 cm	4.5 kg	301339
5200 • 4900 • 6300 • 6200 • 5003 • 5002 • 4200		2.05 m - 2.24 m	Small*	23 cm	4.8 kg	307291
		2.25 m - 2.44 m	Medium	23 cm	5 kg	307292
		2.45 m - 2.64 m	Large	43 cm	5 kg	307293
		2.65 m - 2.84 m	X-Large	63 cm	5 kg	307294
1200		2.35 m - 2.54 m	TO 1200 V2*	50 cm	4.8 kg	301422
6300 • 6200		2.30 m - 2.50 m	Van**	37 cm	5 kg	307302
6300 • 6200		2.35 m - 2.54 m	Caravan	33 cm	5 kg	301332
5200	2.30 m - 2.50 m	Van***	37 cm	5 kg	310223	
8000 • 6900	2.75 m	2.25 m - 2.44 m	Medium	23 cm	5.6 kg	307295
		2.45 m - 2.64 m	Large	43 cm	5.6 kg	307296
		2.65 m - 2.84 m	X-Large	63 cm	5.6 kg	307297
		2.85 m - 3.04 m	XX-Large	83 cm	5.8 kg	306516
9200	3.00 m	2.25 m - 2.44 m	Medium	23 cm	5.8 kg	307298
		2.45 m - 2.64 m	Large	43 cm	5.8 kg	307299
		2.65 m - 2.84 m	X-Large	63 cm	6 kg	307300
		2.85 m - 3.04 m	XX-Large	83 cm	6 kg	306517

*Not possible to use in combination with a Thule QuickFit | EasyLink awning tent


** Fiat Ducato > 2006 / Peugeot Boxer > 2006 / Citroën Jumper > 2006 / VW Crafter > 2017

*** Ducato H2 / Ford Transit H3

Thule View Blocker G2 - Side

INFO

- Mounting height (A) 2.25 m - 2.64 m
- Projection (B) 2.50 m
- Colours Black, white, grey
- Available for Thule (Omnistor) awnings:
 - 5200, 4900, 6300, 6200, 5003, 4200



A = distance between bottom of awning's cassette and ground
 B = approximate length of the awning when opened
 H = awning incline

FEATURES


- Protects against rain, wind and sun whilst creating complete privacy
- Easy and quick installation:
 - the side panel slides into an aluminium rafter with channel, installed between the awning's cassette and lead rail
 - can easily be attached to the support leg of the awning or to other Thule Rain Blocker G2 panels thanks to the smart connections
- Modular system:
 - various possibilities to combine with Thule Rain Blocker G2 front panels
 - combination of a panel with the Thule QuickFit tent possible (only in case of same mounting height)
 - side panel can be installed on both sides of the awning with the same rafter
- Durable material:
 - aluminium rafter
 - top-quality non-transparent PVC fabric with welded connections of the fabric
- Content:
 - 1 side panel
 - 1 aluminium rafter with channel
 - connection pieces for Thule Omnistor awnings for both sides of the awning
 - smart connections to connect the panel with the awning support leg
 - ground fixation: pegs and pins

AWNING	PROJECTION (B)	MOUNTING HEIGHT (A)		H	WEIGHT	SKU NO
5200 • 4900 • 5102 • 4200	2.00 m	2.05 m - 2.24 m	Small	22 cm	4 kg	310202
5200 • 4900 • 6300 • 6200 • 5003 • 5002 • 4200	2.50 m	2.05 m - 2.24 m	Small	22 cm	4 kg	310203
		2.25 m - 2.44 m	Medium	23 cm	5 kg	308380
		2.45 m - 2.64 m	Large	43 cm	5 kg	308381
1200	2.50 m	2.35 m - 2.54 m	Caravan	48 cm	5.4 kg	310201

Thule Sun Blocker G2 - Front

INFO

- Height (A) 1.70 m
- Length (B) 1.00 m - 4.80 m
- Colours Black, grey (transparent screen)
- Available for Thule (Omnistor) awnings:
 - 5200, 8000, 4900, 4200, 5102, 3200, 9200, 6300, 1200
 - 4900, 2000, 5002, 6200, 6900, 5003, Tristor, TristorII, V10XL



A = Approximate height of the panel
B = Approximate length of the panel

FEATURES

- Lets the breeze in while keeping the sun out, without loss of view
- Easy and quick installation:
 - the front panel is suitable for all Thule Omnistor awnings
 - the panel easily slides into the awning's lead rail
 - all front panels can be rolled up and are fixed with a side release buckle
- Modular system:
 - combination of a panel with the Thule QuickFit tent is possible (only in case the tent is smaller than the awning and if there is some space in the awning's lead rail to slide the panel in)
- Fabric material:
 - micro-aired screen fabric, a transparent and light screen fabric
- Content:
 - 1 front panel
 - ground fixation: pegs and ropes



User instruction

MODULARITY



AWNING	LENGTH (B)	MIN. AWNING LENGTH	HEIGHT (A)	WEIGHT (bruto)	SKU NO
All Thule (Omnistor) awnings	1.00 m	-	1.70 m	1.3 kg	307284F
	2.40 m	2.60 m		2.1 kg	307285F
	2.80 m	3.00 m		2.4 kg	307286F
	3.30 m	3.50 m		2.7 kg	307287F
	3.80 m	4.00 m		3 kg	307288F
	4.30 m	4.50 m		3.3 kg	307289F
	4.80 m	5.00m		3.6 kg	307290F

Thule Rain Blocker G2 - Front

INFO

- Height (A) 1.85 m, 2.10 m, 2.30 m
- Length (B) 1.02 m - 2.00 m
- Colours Black, white, grey
- Available for Thule (Omnistor) awnings:
 - 5200, 8000, 4200, 5102, 3200, 9200, 6300, 1200
 - 5002, 4900, 2000, 6900, 6200, 5003, Tristor, TristorII, V10XL



A = Approximate height of the panel
B = Approximate length of the panel

FEATURES

- Protects against rain and wind while keeping the incidence of light thanks to the large window
- Easy and quick installation:
 - the front panel slides into the awning's lead rail
 - all panels can be rolled up and are fixed with a side release buckle
- Modular system:
 - various possibilities to combine the different panels thanks to smart connections
- Fabric material:
 - top-quality PVC fabric with welded connections of the fabric
- Content:
 - 1 front panel
 - smart connections to connect with other Thule Rain Blocker G2 Front Panels
 - ground fixation: pegs and pins



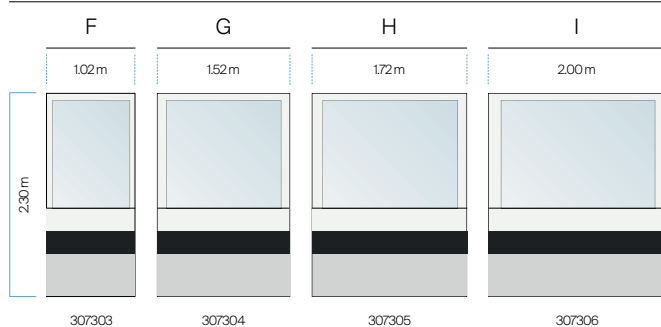
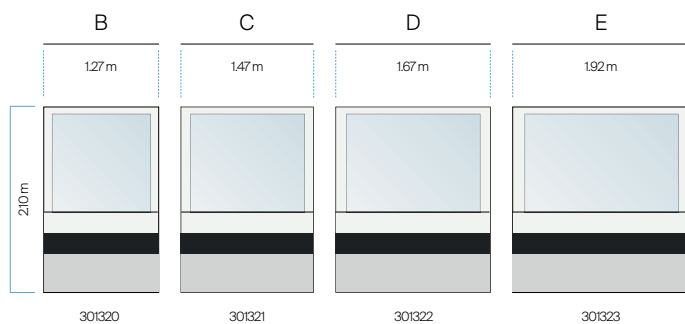
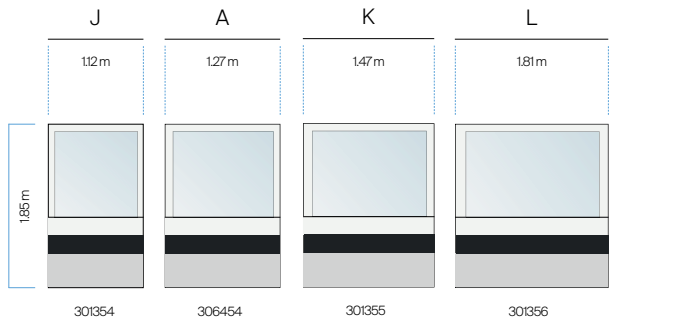
MODULARITY



User
instruction

AWNING	PANEL TYPE	LENGTH (B)	HEIGHT (A)	WEIGHT (bruto)	SKU NO
Combine with side panel: Compact Van					
3200	J	1.12 m	1.85 m	1.9 kg	301354
3200 • 5200 • 4900 • 5102 • 4200	A	1.27 m		2 kg	306454
3200	K	1.47 m		2.2 kg	301355
3200	L	1.81 m		2.5 kg	301356
Combine with side panels: Small and TO 1200 V2					
All Thule (Omnistor) awnings	B	1.27 m	2.10 m	2.2 kg	301320
	C	1.47 m		2.4 kg	301321
	D	1.67 m		2.6 kg	301322
	E	1.92 m		3 kg	301323
Combine with side panels: Medium, Large, X-Large, XX-Large, Van and Caravan					
All Thule (Omnistor) awnings	F	1.02 m	2.30 m	2 kg	307303
	G	1.52 m		2.4 kg	307304
	H	1.72 m		2.6 kg	307305
	I	2.00 m		3 kg	307306

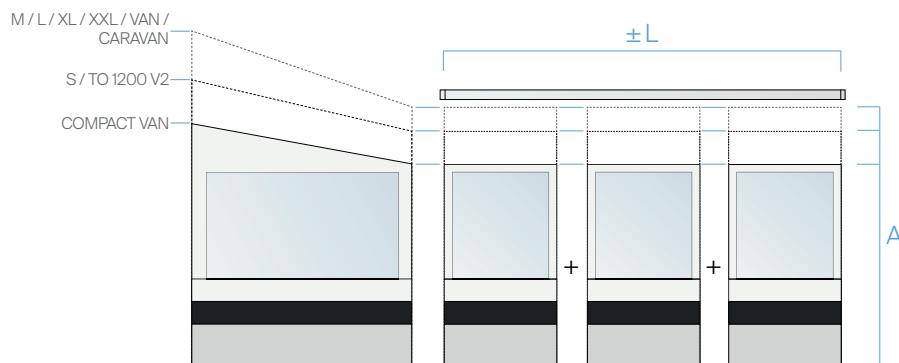
PANEL TYPE



FRONT COMBINATION

- Full front combination possible
- Connection pieces to the next front panel included
- Thule advises the following combinations for full awning length


COMPATIBLE SIDE PANEL	AWNING LENGTH (L)	FRONT COMBINATION
COMPACT VAN	2.50 m	J + A
	2.60 m	A + A
	2.70 m	J + K
	3.00 m	J + L
S TO 1200 V2	2.60 m	B + B
	2.80 m	B + C
	3.00 m	B + D
	3.25 m	B + E
	3.50 m	C + E
	3.75 m	D + E
	4.00 m	E + E
	4.25 m	B + C + C
	4.50 m	C + C + C
	5.00 m	D + D + D
	5.50 m	D + E + E
M L XL XXL VAN CARAVAN	3.00 m	F + F + F
	3.25 m	G + H
	3.50 m	F + G + F
	3.75 m	H + I
	4.00 m	F + I + F
	4.25 m	F + G + H
	4.50 m	F + I + G
	5.00 m	G + I + G
	5.50 m	I + G + I
6.00 m	I + I + I	



Thule View Blocker - Front

INFO

- Height (A) 1.40 m
- Length (B) 2.40 m, 2.80 m, 3.30 m, 3.80 m, 4.30 m, 4.80 m
- Colours Grey (non-transparent)
- Available for Thule (Omnistor) awnings:
 - 8000, 5200, 4200, 9200, 6300, 1200, 5102
 - 5003, 5002, 4900, 6900, 6200, 2000, Tristor, TristorII, V10XL



A = approximate height of the panel
B = approximate length of the panel

FEATURES

- Offers protection against rain, wind and sun and easily creates privacy as well
- Easy and quick installation:
 - the front panel slides into the awning's lead rail
 - all panels can be rolled up and are fixed with straps
- Durable material:
 - micro-aired screen fabric
- Content:
 - 1 front panel
 - ground fixation: pegs and ropes

AWNING	LENGTH (B)	HEIGHT (A)	WEIGHT (bruto)	SKU NO
All Thule (Omnistor) Awnings	2.40 m	1.40 m	2.5 kg	307588
	2.80 m		2.8 kg	307592
	3.30 m		3.2 kg	307594
	3.80 m		3.4 kg	307596
	4.30 m		3.8 kg	307598
	4.80 m		4 kg	307600

Thule Rain Blocker G2 Pack Compact Van

INFO

- Mounting height (A) 1.80 m - 1.99 m
- Projection (B) 2.00 m
- Colours Black, white, grey
- Available for Thule (Omnistor) awnings:
5102 (2.60 m) - 4200 (2.60 m) - 4900 (2.60 m)



A = distance between bottom of awning's cassette and ground
 B = approximate length of the awning when opened
 H = awning incline



FEATURES

- Set of 2 side panels and 2 front panels (1.27 m) for Thule Omnistor 5102, Thule Omnistor 4900 and Thule 4200 awning length 2.60 m, mounted on compact vans
- Protects against wind and rain while keeping the incidence of light thanks to the large window
- Easy and quick installation:
 - the side panel slides into an aluminium rafter with channel, installed between the awning's cassette and lead rail
 - can be easily attached to the support leg of the awning or to another Thule Rain Blocker G2 panel thanks to the smart connections
- Durable materials:
 - aluminium rafter
 - top-quality PVC fabric with welded connections of the fabric
- A luxurious blocker bag is included to store your tension rafters, panels and fixation material
- Content:
 - 2 side panels
 - 2 aluminium rafters with channel
 - 2 front panels (1.27 m - type A)
 - connection pieces for Thule Omnistor awnings for both sides of the awning
 - smart connections to connect the panel with the awning support leg and front panels
 - ground fixation: pegs and pins
 - luxury blocker bag

SUITABLE COMPACT VANS

- Volkswagen T5/T6 (California, ...)
- Ford Custom
- Ford Custom Nugget
- Peugeot Traveller, Citroën Spacetourer (Campster), Toyota Proace
- Renault Trafic
- Mercedes Benz V-Klasse Marco Polo
- PSA Compact van > 2016

Thule Rain Blocker G2 Pack Compact Van						
AWNNG	PROJECTION (B)	MOUNTING HEIGHT (A)		H	WEIGHT	SKU NO
5102 • 4900 • 4200 (2.60 m)	2.00 m	1.80 m - 1.99 m	Compact van	21 cm	12 kg	301329

Thule Luxury Blocker Bag

INFO

- Luxurious bag to store the tension rafter, panel and fixation material
- Colour: black
- Dimensions: 130 L x 20 cm W x 20 cm H



301568	Thule Luxury Blocker Bag
--------	--------------------------

Thule Subsola



USPs

- The Thule Subsola panels are available in multiple sizes, making it easy to choose the perfect configuration for your vehicle. Whether you need extended coverage or a more compact setup, the variety of options ensures a tailored solution for your outdoor space.
- Made with breathable, water-resistant fabrics, the panels ensure durable and dependable shelter from sun, rain and wind.
- With smart modularity and flexible configurations, the Thule Subsola Side and Front packs can be combined for a tailored camping experience.

FEATURES

- High-quality fabrics provide shelter from sun, rain and light wind, ensuring comfort in any weather
- Add privacy at busy or closely spaced campsites by blocking sightlines where needed, while keeping other areas open and airy
- Enjoy a larger living area outside your awning, perfect for relaxing, cooking, or storing gear
- Combine triangular panels using zippers to create a flexible outdoor setup tailored to your needs
- Easily adapt the setup to changing weather conditions with the included telescopic pole
- 600D polyester ripstop fabric with waterproof zippers provides long-lasting protection against rain, sun and wear
- Includes 2 M panels, 1 S panel, 1 support pole, 1 tension rafter, ropes, pegs, fixation systems and a compact storage bag
- Use the Thule Subsola Side Pack on either side of your awning or in the front lead rail for flexible, all-round coverage
- Panels slide smoothly into the lead rail of the tension rafter and connect easily with zippers, for fast assembly and disassembly
- The integrated fixation system keeps the panels in place during setup, for a secure and hassle-free installation
- Compatible with Thule awnings, creating a seamless and stylish addition to your outdoor space
- Easily expand your setup by adding a Thule Subsola additional M panel, a Thule Subsola support pole or a Thule Subsola Front pack.

THULE SUBSOLA SIDE PACK



THULE SUBSOLA FRONT PACK




INFO

	Thule Subsola Compact Van	Thule Subsola Campervan & Other
Awnings	T 4200 TO 4900 TO 5102 TO 5200 TO 6300 Thule HideAway Thule Sidehill	TO 5200 TO 6300 T 4200 TO 4900 Thule HideAway
Awning Length	2.60 m	3.00 m - 4.00 m
Awning Projection	2.00 m	2.50 m
Packs	1 Side Pack 1 Front Pack Accessories: 1 additional M panel / 1 Support Pole	1 Side Pack 6 Front Packs Accessories: 1 additional M panel / 1 Support Pole
Storage bag	15 x 80 x 15 cm	20 x 88 x 20 cm

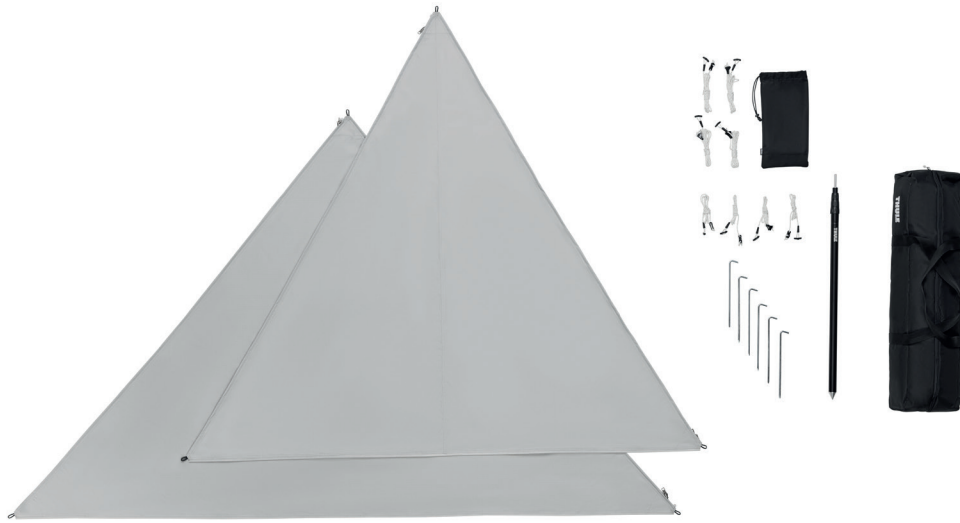
PACKAGING

	Thule Subsola Compact Van		Thule Subsola Campervan & Other	
	Box 1 Side & Front Packs	Box 2 Accessories	Box 1 Side & Front Packs	Box 2 Accessories
Dimensions	799 x 160 x 160 mm	780 x 125 x 60 mm	921 x 195 x 170 mm	780 x 125 x 60 mm
Weight	Side Pack: 3.0 kg Front Pack: 5.4 kg	1.0 kg	Side Pack: 6.5 kg Front Packs: 4.5 - 4.9 kg	Additional M Panel: 1.5 kg Support Pole: 1.0 kg
Boxes per pallet	42	135	20	135

CONTENT OF SIDE PACK

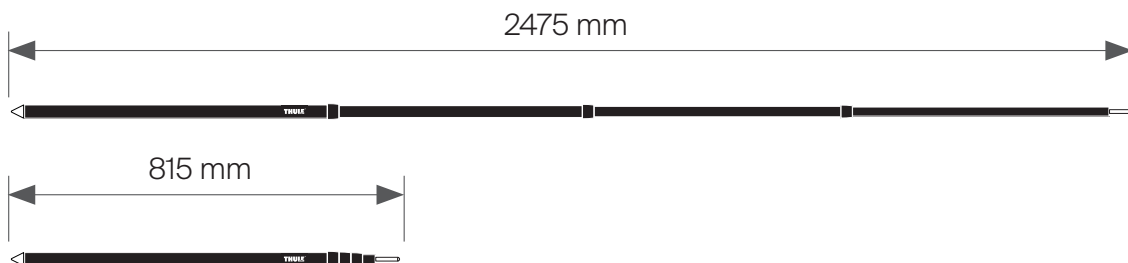


CONTENT OF FRONT PACK



	Thule Subsola Compact Van	Thule Subsola Campervan & Other
Dimensions of Panels		

DIMENSIONS OF SUPPORT POLE



SKU NUMBERS THULE SUBSOLA COMPACT VAN

SKU N°		EAN N°
310213	Thule Subsola Side Pack 2.00m	5415182073011
310215	Thule Subsola Front Pack 2.60m	5415182073028
310216	Thule Subsola Additional M Panel 2.00m	5415182073035
310217	Thule Subsola Support Pole	5415182073042

SKU NUMBERS THULE SUBSOLA CAMPERVAN & OTHER

SKU N°		EAN N°
310227	Thule Subsola Side Pack 2.50m	5415182075220
310228	Thule Subsola Front Pack 3.00m	5415182075237
310214	Thule Subsola Front Pack 3.15m	5415182075701
310229	Thule Subsola Front Pack 3.25m	5415182075244
310230	Thule Subsola Front Pack 3.50m	5415182075251
310231	Thule Subsola Front Pack 3.75m	5415182075268
310232	Thule Subsola Front Pack 4.00m	5415182075275
310233	Thule Subsola Additional M Panel 2.50m	5415182075282
310217	Thule Subsola Support Pole	5415182073042